

Light is universal
Tailor made light management
with OSRAM DALI controls

Light is OSRAM

OSRAM

Light management for efficiency and comfort

Today, it is becoming increasingly important to design lighting systems precisely for their intended use. With the functionalities offered by control devices in combination with sensors and wireless communication, the demands placed on light management are also growing. Despite the complexity of the technologies, installation, commissioning and operation must nevertheless remain intuitive, simple and flexible. Use the latest lighting technology

from OSRAM to meet your customers' requirements! Choose from our wide product portfolio of controllers, LED drivers and sensors. Depending on the size, degree of connectivity and complexity of the project, all options are available: from manual switching and dimming of individual luminaires to the control of luminaire groups to Human Centric Lighting (HCL) solutions and comprehensive building control.

What do you achieve with modern light management?



Reduce energy costs

The use of light and presence sensors significantly reduces power consumption. In case no person is present, the light is switched off or dimmed down to the desired level in safety-relevant areas. An automatic daylight-dependent control system supplies only as much artificial light as necessary.



Increase the individual lighting comfort

Even with simple control solutions, individual luminaires or groups of luminaires can be adapted to the individual needs of users so that optimum light is available in every work area.



Use Tunable White and Human Centric Lighting

With Tunable White systems, the light color can be adapted to different requirements, RGB/RGBW systems create ambience and achieve decorative effects. Human Centric Lighting (HCL) concepts are developed to make use of the biological effects of light. The lighting supports people's day-night rhythm to improve well-being, sleep quality and performance. Brightness and light color are automatically adapted to the course of the day.



Benefit from the connection to building management systems and cloud connectivity

Thanks to the wireless communication between the luminaires, you can also upgrade existing installations to the state of the art in lighting technology – without any additional wiring. The commissioning, configuration and control of the lighting system by smartphone via app brings further advantages.

Always the right solution: from BASIC to PROFESSIONAL

Parallel to the new possibilities of intelligent lighting control, lighting systems increasingly focus on people's needs. Light creates a pleasant room climate and improves concentration during work, it can be individually adjusted to each visual task, it can motivate, have a relaxing effect and enhance performance. HCL concepts will therefore become more and more important in the future. In addition to

these diverse requirements, most projects also have other objectives: cost reduction through energy-efficient, low-maintenance and future-proof installations, greater flexibility through wireless communication and programming of control devices, and greater ease of operation and lighting comfort. With our products, you can put together an efficient and economical system for every project.

For every demand from starter package to sophisticated complete system

BASIC

Manual dimming and switching

Touch DIM®, DALI PCU, DALI MCU TW G2

Manual dimming, switching and color temperature setting

DALI MCU TW G2

ADVANCED

+ Control of groups (switching, dimming), also via app

DALI ECO BT, DALI ACU BT

+ Automatic wireless systems (switching, dimming, Tunable White, scenes)

OT BLE DIM (CV, BT); up to 4 channels RGBW, TW

PROFESSIONAL

+ Real-time clock for time-of-day-dependent color temperature control (HCL)

DALI ECO BT RTC

+ Automatic building control (wired and app control, energy management)

DALI PRO CONT-4 RTC

+ DALI-2-certified controller with browser-based graphical user interface and built-in IoT gateway

DALI PRO 2 IoT



BASIC

Application areas

Single-room solution

Functions

- Manual switching and dimming
- Tunable White solutions
- Color temperature setting with DT8 LED drivers
- Storage of light value

Products

Touch DIM®: Control via pushbutton with LED driver

DALI PCU: Pushbutton control via DALI interface for up to 25 DALI control gears/luminaires, can be extended to a total of 4 devices

DALI MCU TW G2: Rotary dimmer, control of up to 25 standard or tunable white DALI control gears/luminaires, can be extended to a total of 4 devices

Your benefits

- Easy installation
- Plug-and-play, no commissioning
- Modernization of existing installations
- Energy saving
- Higher lighting comfort



ADVANCED

Application areas

Single-room solution with wider range of functions

Functions

- Control of luminaire groups (switching, dimming)
- Set-up of automatic systems (switching, dimming, Tunable White, scenes)
- Control via smartphone and app
- HCL solutions (BLE DIM)
- Switching, dimming, color temperature setting with DT8 LED drivers
- Storage and recall of lighting scenes
- Daylight and presence-dependent brightness regulation
- Max. number of DALI LED drivers: 32

Products

DALI ACU BT, DALI ECO BT: Easy switching, dimming and color temperature setting via smartphone/Bluetooth, control of standard and Tunable White LED drivers

OT BLE DIM (CV, BT): LED dimmers without gateway and additional wiring, control via smartphone/Bluetooth

Your benefits

- Easy installation and commissioning
- Intuitive configuration and control
- Convenient app control
- Easy digital, tool-free maintenance
- Economical set-up of HCL systems (BLE DIM)
- Energy saving



PROFESSIONAL

Application areas

Floor solution, work environment (production + office)

Functions

- Automatic switching and dimming of luminaire groups
- Convenient control via app
- RGB control (DALI PRO)
- Color temperature setting
- Dimming
- Storage and recall of scenes
- Automatic sequences: create/start/pause
- Freely configurable app for control (Android/iOS)
- Daylight and presence-dependent brightness regulation
- Daylight simulation (HCL)
- Max. number of DALI LED drivers: 32¹⁾, 128²⁾, 256³⁾, 1,024⁴⁾
- Browser-based graphical user interface²⁾
- Built-in IoT gateway²⁾

Products

DALI PRO CONT-4 RTC: Intuitive control via app or standard pushbutton, daylight simulation with real-time control, connection of DALI light and presence sensors

DALI ECO BT RTC: For real-time-controlled HCL solutions (supports DALI, DT8 LED drivers (TW))

DALI PRO 2 IoT: Compact floor controller with IoT gateway included and browser-based graphical user interface

Your benefits

- Easy installation
- Commissioning via parameterization with modules using “drag & drop”^{2) 3)}
- Convenient app control
- Modernization without rewiring
- Economical set-up of HCL systems
- Integration into building management systems via new interfaces: KNX networking in the building and data exchange (DALI PRO)
- Maximum efficiency through comprehensive energy management system



¹⁾ 1 x DALI ECO BT RTC






















²⁾ 1 x DALI PRO 2 IoT

³⁾ 1 x DALI PRO CONT-4 RTC

⁴⁾ 4 x DALI PRO CONT-4 RTC or 8 x DALI PRO 2 IoT (in progress, July 2021)

The combination makes the difference

Controllers, LED drivers, sensors – each of our products is designed for efficiency, performance and ease of use. But it is only in the system that the components complement each other to form a perfectly coordinated whole. Find out which components fit best together.

	BASIC		ADVANCED		
Controller	1 DALI PCU Pushbutton controller	2 DALI MCU TW G2 Digital rotary dimmer Tunable White	3 DALI ACU BT DALI controller with Bluetooth interface	4 DALI ECO BT DALI controller with Bluetooth interface	5 OT BLE DIM Constant-voltage dimmer with Bluetooth interface
Functions					
Number of DALI ECGs	25 (up to 100 with up to 4 DALI PCU, flexible extension via DALI repeater)	25 (up to 100 with up to 4 DALI MCU TW G2)	32	32	Up to 240 W
Plug-and-play function supported, no commissioning required for basic features					
Daylight-dependent regulation					
Presence detection					
Groups			 1	 1	 2
Scenes					
Tunable White		 4	 4	 4	
Timer function					
Supports RGB/RGBW					 (RGBW)
App control					
Time-of-day-dependent control (color temperature, HCL)					 5
DALI-2-certified		Yes (c)	Yes (a) (c)	Yes (a) (c)	
Swarm feature (wireless communication between controllers)			Yes (b)	Yes (b)	
Browser-based graphical user interface for fast commissioning					
PC tool for maximum flexibility					
Building management system interface/loT interface					

(a) Supports DALI-2 input devices (sensors and couplers) according to IEC 62381 parts -301/-303/-304
 (b) Details on demand (see www.osram.com/btcontrol)
 (c) Support DALI Device Type 6 and DALI Device Type 8 (TW)











Looking for a lighting control system that doesn't require bus wiring?

Check our **HubSense®** system, completely wireless, based on an open standard (Bluetooth mesh).
www.osram.com/hubsense












Light management | Possible combinations

Functions

-  **Plug-and-play function**
-  **Daylight-dependent regulation with OSRAM DALI sensors**
-  **Presence detection with OSRAM DALI sensors**
-  **Groups**
-  **Scenes**
-  **Tunable White**
-  **Timer function**
-  **Supports RGB/RGBW**
-  **App control**
-  **Time-of-day-dependent control (color temperature, HCL)**

PROFESSIONAL

Stand-alone sensors

6 DALI ECO BT RTC DALI controller with Bluetooth interface	7 DALI PRO CONT-4 RTC Controller (9TE)	8 DALI PRO 2 IoT Controller (6TE)	A LS/PD LT2 LI UF + OTi...UF	B Touch DIM® LS/ PD LI + OTi...	C LUXeye® Sense DALI BT
					
32	256 (up to 1,024 with up to 4 controllers)	128 (up to 1,024 with 8 controllers)	2	2	20
					
					
					
 ¹	 ³	 ⁶			
					
 ⁴				 ⁴	
					
	 RGB/RGBW	 RGB/RGBW			
					
					
Yes (a) (c)	Supports OSRAM DALI sensors (c)	Yes (a) (c)			
Yes (b)					
		Yes			
	Yes	Yes			
	Optional: KNX interface ⁷	Built-in IoT gateway			

¹ Broadcast without app, maximum of 4 groups with app

² With Casambi app

³ Up to 4 x 16 groups

⁴ Possible in combination with OSRAM OTi DALI...TW LED drivers

⁵ Only change of color temperature, no brightness change

⁶ Up to 2 x 16 groups

⁷ With KNX IF 250 + KNX PS 640

1 A Details on the corresponding product can be found on the following pages

The right components

Controllers

BASIC



1 DALI PCU

Pushbutton controller

- Manual dimming and switching of DALI luminaires via standard pushbutton
- Integrated DALI supply
- Integration into flush device boxes
- Parallel connection of up to 4 devices (4 x 25 drivers)

Product reference	GTIN (EAN)	Dimensions [mm]
DALI PCU	405289955622	48 x 48 x 22



2 DALI MCU TW G2

Digital rotary dimmer Tunable White

- Manual dimming and switching of standard DALI luminaires and color temperature setting of DALI luminaires with DALI Device Type 8 (DT8)
- Integrated DALI supply
- Parallel connection of up to 4 devices
- Individual setting of minimum brightness level and color temperature range

Product reference	GTIN (EAN)	Dimensions [mm]
DALI MCU TW G2	4062172224673	80 x 80 x 50

ADVANCED



3 DALI ACU BT

DALI controller with Bluetooth interface

- Configuration and control via pushbutton and/or app
- Control of standard white or Tunable White light according to DALI Device Type 8 (DT8)
- Individual addressing of up to 4 groups
- Supports OSRAM DALI sensors
- Integration into flush device boxes

Product reference	GTIN (EAN)	Dimensions [mm]
DALI ACU BT	4052899544819	49 x 48 x 22



4 DALI ECO BT

DALI controller with Bluetooth interface

- Configuration and control via pushbutton and/or app
- Control of standard white or Tunable White light according to DALI Device Type 8 (DT8)
- Individual addressing of up to 4 groups
- Supports OSRAM DALI sensors
- For luminaire integration or independent mounting with CI KIT

Product reference	GTIN (EAN)	Dimensions [mm]
DALI ECO BT	4052899988781	108 x 30 x 21
ECO CI KIT (optional)	4008321392091	—



5 OT BLE DIM

Constant-voltage dimmer with Bluetooth interface

- Control of LED modules in white, Tunable White, RGB or RGBW colors
- Supports systems based on the Casambi lighting control system
- Very low maintenance requirements

Product reference	GTIN (EAN)	Dimensions [mm]
OT BLE DIM	4052899557833	172 x 42 x 20

PROFESSIONAL



6 DALI ECO BT RTC

DALI controller with Bluetooth interface

Like DALI ECO BT, plus:

- Real-time clock for time-of-day-dependent automatic control of brightness and color temperature (HCL)
- Intuitive manual dimming, switching and color temperature setting
- 4 configurable timers



7 DALI PRO CONT-4 RTC Controller (9TE)

- Extremely flexible and configurable in many details
- Easy and intuitive control via app
- Connection of up to 4 DALI PROFESSIONAL controllers
- Simple, convenient configuration with PC software
- Supports DALI sensors

Product reference	GTIN (EAN)	Dimensions [mm]
DALI ECO BT RTC	4062172016537	108 x 30 x 21

Product reference	GTIN (EAN)	Dimensions [mm]
DALI PRO CONT-4 RTC	4008321710871	90 x 160 x 62



8 DALI PRO 2 IoT

- DALI-2-certified system for fast and easy commissioning
- Integrated gateway for cloud applications
- Graphical user interface (browser-based)
- Connection of up to 128 drivers and 126 input devices (sensors, couplers etc.)
- Remote monitoring (energy consumption, maintenance data)

Product reference	GTIN (EAN)	Dimensions [mm]
DALI PRO 2 IOT	4062172114189	90 x 160 x 62

Learn more about DALI PRO 2 IoT:
<https://www.osram.com/dalipro2>

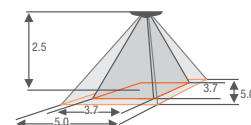
Stand-alone sensors



A LS/PD LT2 LI UF + OTi...UF

- Light and presence sensor for direct connection of up to 2 OTi DALI ... UF LED drivers
- Extremely slim design
- Setpoint for daylight-dependent control can be stored
- Square detection area

Product reference	GTIN (EAN)	Dimensions [mm]
LS/PD LT2 LI UF (+ OTi...UF)	4052899984615	50.2 x 20.7 x 16.5



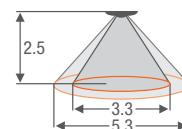
	Dimensions [m]			
Mounting height	2	2.5	3	4
Presence	3	3.7	4.4	—
Motion	4	5	6	6.5



B Touch DIM® LS/PD LI + OTi...

- Light and presence sensor for direct connection to OSRAM LED drivers with Touch DIM® function
- Setpoint for daylight-dependent control can be stored
- Additional control via pushbutton possible

Product reference	GTIN (EAN)	Dimensions [mm]
Touch DIM LS/PD LI (+ OTi...)	4008321023025	63 x 29 x 21



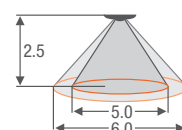
	Dimensions [m]				
Mounting height	2	2.5	3	4	5
Presence	2.5	3.3	4	5	—
Motion	4.5	5.3	6	7	7



C LUXeye® Sense DALI BT *

- Lighting control with integrated sensor technology and app connection via Bluetooth for the control of DALI luminaires
- Automatic start of light regulation after voltage is applied

Product reference	GTIN (EAN)	Ø	Height [mm]
LUXeye Sense DALI BT	4052899957411	95	81
LUXeye Sense CM KIT (optional)	4052899988729	95	50



	Dimensions [m]				
Mounting height	2	2.5	3	4	5
Presence	4	5	6	7	—
Motion	4.8	6	6	8	10

LI = Luminaire integration
 CI = Ceiling integration
 CM = On-top ceiling mounting

Mounting Type: Luminaire integration

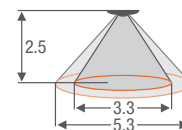
Mounting type: Ceiling integration
 (surface mounting optional)

OSRAM DALI-2 input devices (sensors and couplers)

**DALI SENSOR LS/PD LI G2****DALI-2 light and presence sensor for luminaire integration**

- Compact housing design incl. frames for different mounting types
- Presence detection angle adjustable via integrated shutters
- Powered by DALI bus

Product reference	GTIN (EAN)	Dimensions [mm]
DALI SENSOR LS/PD LI G2	4062172072069	48 x 15 x 17



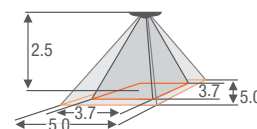
Dimensions [m]

Mounting height	2	2.5	3	4	5
Presence	2.5	3.3	4	5	—
Motion	4.5	5.3	6	7	7

**DALI SENSOR LS/PD LI UF G2****DALI-2 light and presence sensor for luminaire integration**

- Flat housing design (installation depth of only 11 mm)
- Presence detection angle adjustable via shutters
- Powered by DALI bus

Product reference	GTIN (EAN)	Dimensions [mm]
DALI SENSOR LS/PD LI UF G2	4062172072045	50 x 21 x 16



Dimensions [m]

Mounting height	2	2.5	3	4
Presence	3	3.7	4.4	—
Motion	4	5	6	6.5

**DALI-2 SENSOR LS/PD HB LI****DALI-2 light and motion sensor for luminaire integration**

- Detection optimized for highbay applications up to 17 m
- Up to IP65 protected when mounted
- Ultra-compact design

Product reference	GTIN (EAN)	Dimensions [mm]
DALI-2 SENSOR LS/PD HB LI	4052899630444	Ø 37 x 57



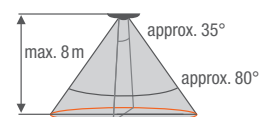
Dimensions [m]

Mounting height	8	12	14	17
Presence	—	—	—	—
Motion	8.5	12.7	14.8	18

**DALI COUPLER HF G2 + HF LS LI sensor head****DALI-2 light and motion sensor with HF technology**

- Elyptic detection area, optimized for corridors
- HF detection allows for integration into damp-proof luminaires
- Optional: Independent mounting with cable clamp (ECO CI KIT)

Product reference	GTIN (EAN)	Dimensions [mm]
DALI COUPLER HF G2	4062172072199	118 x 30 x 21
HF LS LI	4052899921481	56 x 28 x 21
ECO CI KIT (optional)	4008321392091	—



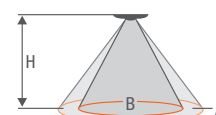
Dimensions [m]

Mounting height	4	6	8	10
Presence	—	—	—	—
Motion	6.7	10	13.4	—
Vehicles	6.7	10	13.4	16

**DALI COUPLER E G2 + external sensor****DALI-2 coupler for integration of external sensors**

- Converts general external sensor signals into DALI-2
- Can be used in combination with motion detectors with dry contact or switched mains voltage L'
- Optional: Independent mounting with cable clamp (ECO CI KIT)

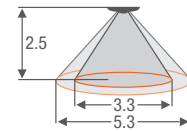
Product reference	GTIN (EAN)	Dimensions [mm]
DALI COUPLER E G2	4062172072212	118 x 30 x 21
ECO CI KIT (optional)	4008321392091	—

Range of
third-party sensor

**DALI SENSOR LS/PD CI G2****DALI-2 light and presence sensor for ceiling integration**

- Flat design, very small structural height
- Presence detection angle adjustable via integrated shutters
- Powered by DALI bus

Product reference	GTIN (EAN)	Ø	Height [mm]
DALI SENSOR LS/PD CI G2	4062172072083	80	55



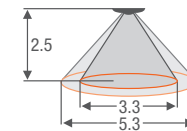
Dimensions [m]

Mounting height	2	2.5	3	4	5
Presence	2.5	3.3	4	5	–
Motion	4.5	5.3	6	7	7

Red Dot
Design
Award**DALI COUPLER MULTI 3 G2 + LS/PD MULTI 3 CI + ECO CI KIT****DALI-2 light and presence sensor for ceiling integration**

- Nearly invisible when mounted (diameter: <50 mm)
- Very small installation height needed (<40 mm)
- Presence detection angle adjustable via rotatable sensor head
- Powered by DALI bus

Product reference	GTIN (EAN)	Dimensions [mm]
DALI COUPLER MULTI3 G2	4062172072113	118 x 30 x 21
LS/PD MULTI 3 CI	4008321916648	Ø50 x 25
ECO CI KIT	4008321392091	–



Dimensions [m]

Mounting height	2	2.5	3	4	5
Presence	2.5	3.3	4	5	–
Motion	4.5	5.3	6	7	7

**DALI-2 SENSOR LS/PD O CI****DALI-2 light and presence sensor for ceiling integration**

- Detection optimized for small movements (e.g. in offices)
- Powered by DALI bus
- Optional: IP54 with mounting kit

Product reference	GTIN (EAN)	Dimensions [mm]
DALI-2 SENSOR LS/PD O CI	4052899630444	Ø 105 x 67
QBM 220-240 LS/PD CM KIT (optional)	4062172161466	



Dimensions [m]

Mounting height	2	2.5	3	4
Presence	3	4	4.5	–
Motion	6	8	9	12

**DALI-2 SENSOR LS/PD C CI****DALI-2 light and movement sensor for ceiling integration**

- Detection area optimized for corridor application
- Powered by DALI bus
- Optional: IP54 with mounting kit

Product reference	GTIN (EAN)	Dimensions [mm]
DALI-2 SENSOR LS/PD C CI	4052899630451	Ø 105 x 82
QBM 220-240 LS/PD CM KIT (optional)	4062172161466	



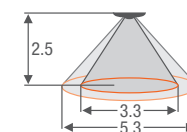
Dimensions [m]

Mounting height	2	2.5	3	4
Radial	L	12	16	19
	W	2.5	3	3.5
Tangential	L	32	40	40
	W	4	5	5

**DALI SENSOR LS/PD LI G2 + LS/PD AP KIT****DALI-2 light and presence sensor for surface mounting**

- Small square housing design
- Presence detection angle adjustable via integrated shutters
- Powered by DALI bus

Product reference	GTIN (EAN)	Dimensions [mm]
DALI SENSOR LS/PD LI G2	4062172072069	48 x 15 x 17
LS/PD AP KIT	4052899173385	65 x 65 x 34



Dimensions [m]

Mounting height	2	2.5	3	4	5
Presence	2.5	3.3	4	5	–
Motion	4.5	5.3	6	7	7

**DALI COUPLER LS HIGHBAY G2****DALI-2 light sensor for surface mounting**

- Narrow angle optimized for highbay applications
- Adjustable sensitivity (up to a height of 13 m)

Product reference	GTIN (EAN)	Dimensions [mm]
DALI COUPLER LS HIGHBAY G2	4062172072137	139 x 118 x 37

**DALI-2 SENSOR LS/PD W CM****DALI-2 light and movement sensor for surface mounting**

- Detection area optimized for storage or underground parking
- Powered by DALI bus
- Ingress protection rating: IP54

Product reference	GTIN (EAN)	Dimensions [mm]
DALI-2 SENSOR LS/PD W CM	4052899630468	Ø 105 x 69
QBM 220-240 LS/PD CM KIT (optional)	4062172161466	



Dimensions [m]					
Mounting height		2	2.5	3	4
Radial	B	4	5	5	5
Tangential	A	19	24	24	24

**DALI-2 SENSOR PD HB CM****DALI-2 movement sensor for highbay application**

- Detection area optimized for highbay applications
- Powered by DALI bus
- Surface-mounting housing with IP54 protection rating

Product reference	GTIN (EAN)	Dimensions [mm]
DALI-2 SENSOR PD HB CM	4052899630475	Ø 105 x 69
QBM 220-240 LS/PD CM KIT (optional)	4062172161466	



Dimensions [m]					
Mounting height		6	8	10	14
Radial	B	–	–	–	–
Tangential	A	9	12	15	21

DALI-2 input device for connecting pushbuttons/switches

**DALI COUPLER PUSHB G2****DALI-2-certified pushbutton coupler**

- 4 standard pushbuttons/switches with dry contacts can be connected
- Powered by DALI bus

Product reference	GTIN (EAN)	Dimensions [mm]
DALI COUPLER PUSHB G2	4062172087575	42 x 42 x 20

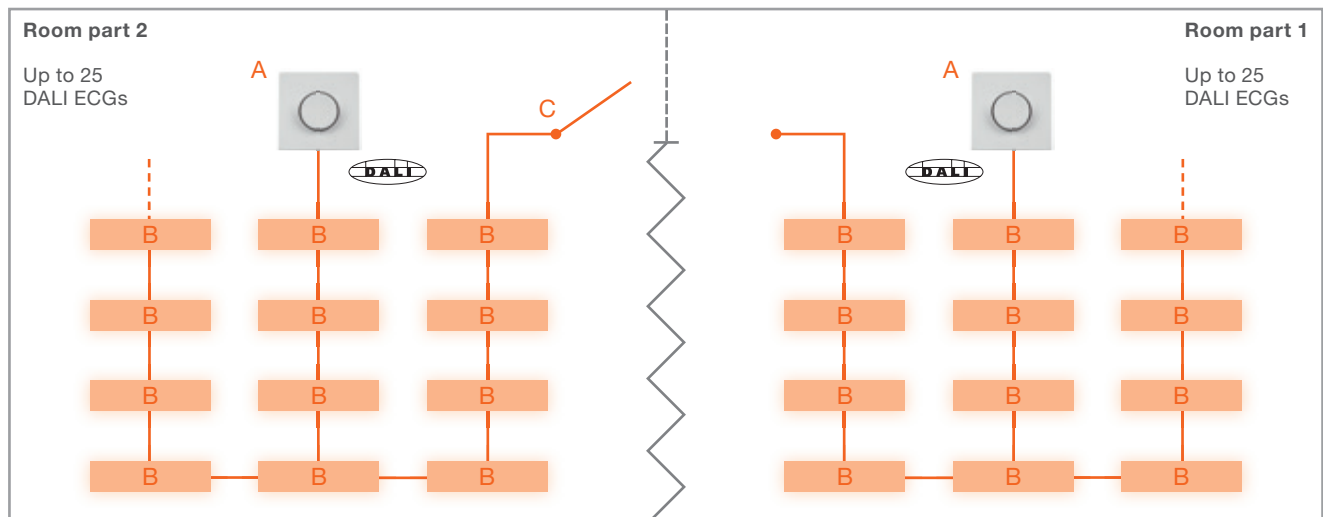
LI = Luminaire integration CI = Ceiling integration CM = On-top ceiling mounting

Application examples

1. DALI MCU TW G2 – for BASIC applications

Conference room with partition wall (room parts can be operated separately or together)

Description: Large conference room that can be divided into two rooms by a partition wall. The lighting of each room half is controlled separately by the DALI MCU TW G2 control device located in each room as long as the DALI line of the two room parts is not connected. If the DALI line is reconnected, each control device jointly and synchronously controls both room halves without the need to restart the control devices.



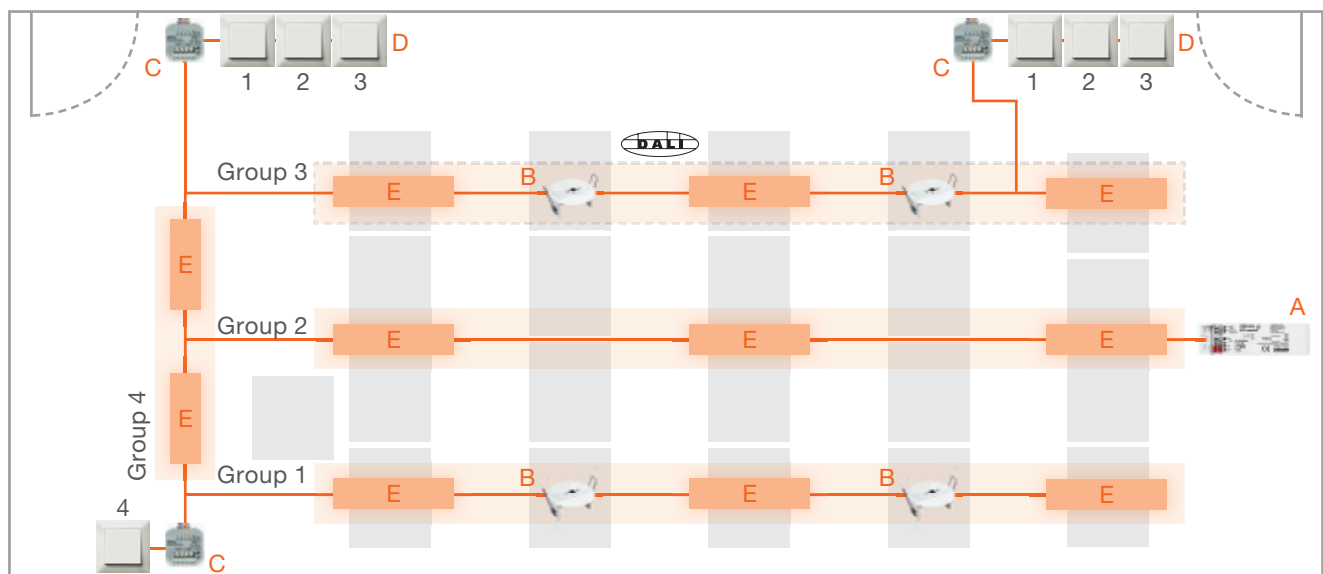
Products:

A 2 DALI MCU TW G2 B 24 DALI ECGs (luminaires) C Relay switch

2. DALI ACU BT/DALI ECO BT – for ADVANCED applications

Classroom

Description: Classroom regulation with manual control via pushbuttons. The luminaires are divided into 4 groups, which are sensor-controlled when switched on.



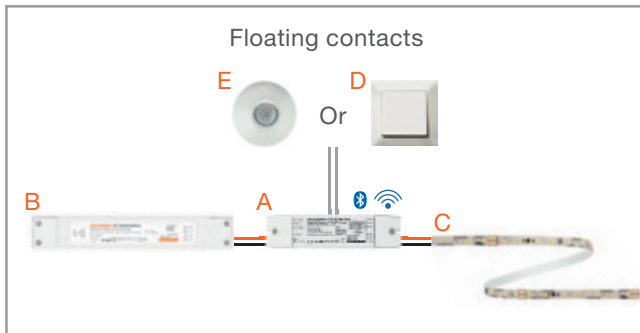
Products:

A 1 DALI ECO BT or DALI ACU BT D 7 pushbuttons
 B 4 DALI SENSOR LS/PD LI G2 E 11 standard DALI ECGs (luminaires)
 C 3 DALI COUPLER PUSHB G2

3. OT BLE DIM – for ADVANCED applications (decorative lighting)

Hotel lobby

Description: The lobby area is to be illuminated individually. Via indirect lighting in different colors, it provides a feel-good atmosphere.



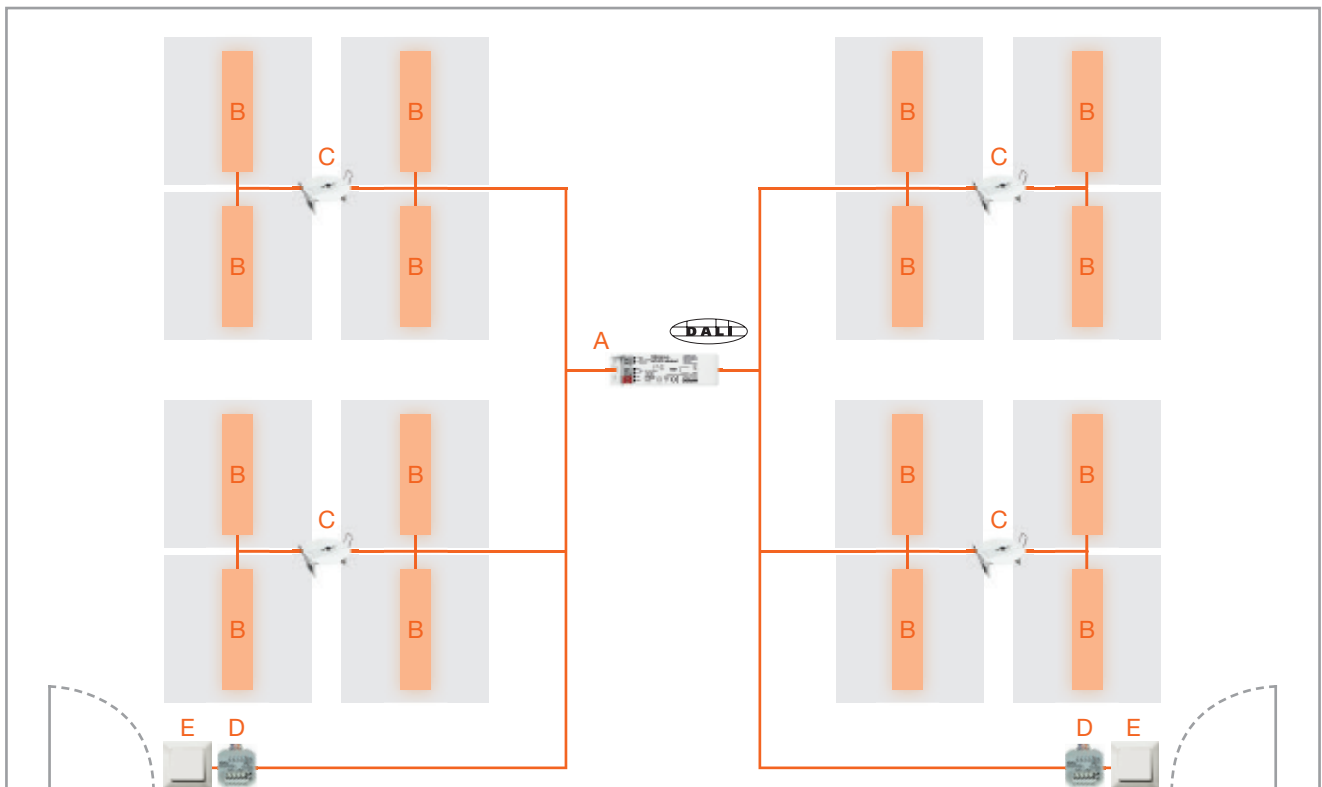
Products:

- | | |
|---|-----------------------------|
| A OT BLE DIM | D Pushbutton |
| B LED driver (constant voltage 12...24 V) | E VISION sensor |
| C FLEX TW/FLEX RGBW | Smartphone with Casambi app |

4. DALI ECO BT RTC – for PROFESSIONAL applications

Office

Description: An open-plan office is to be controlled manually via pushbuttons. Presence shall also be detected and, in case of presence, light regulation shall be based on an HCL curve.



Products:

- | | |
|--|--|
| A 1 DALI ECO BT RTC | D 2 DALI COUPLER PUSHB G2 |
| B 16 DALI LED drivers (DT8) (luminaires) | E 2 pushbuttons |
| C 4 DALI SENSOR LS/PD LI G2 | OSRAM BT Config and OSRAM BT Control App |

5. More efficiency and lower costs – save money with DALI PRO 2 IoT (or DALI PRO CONT-4 RTC)

What does the employer need?

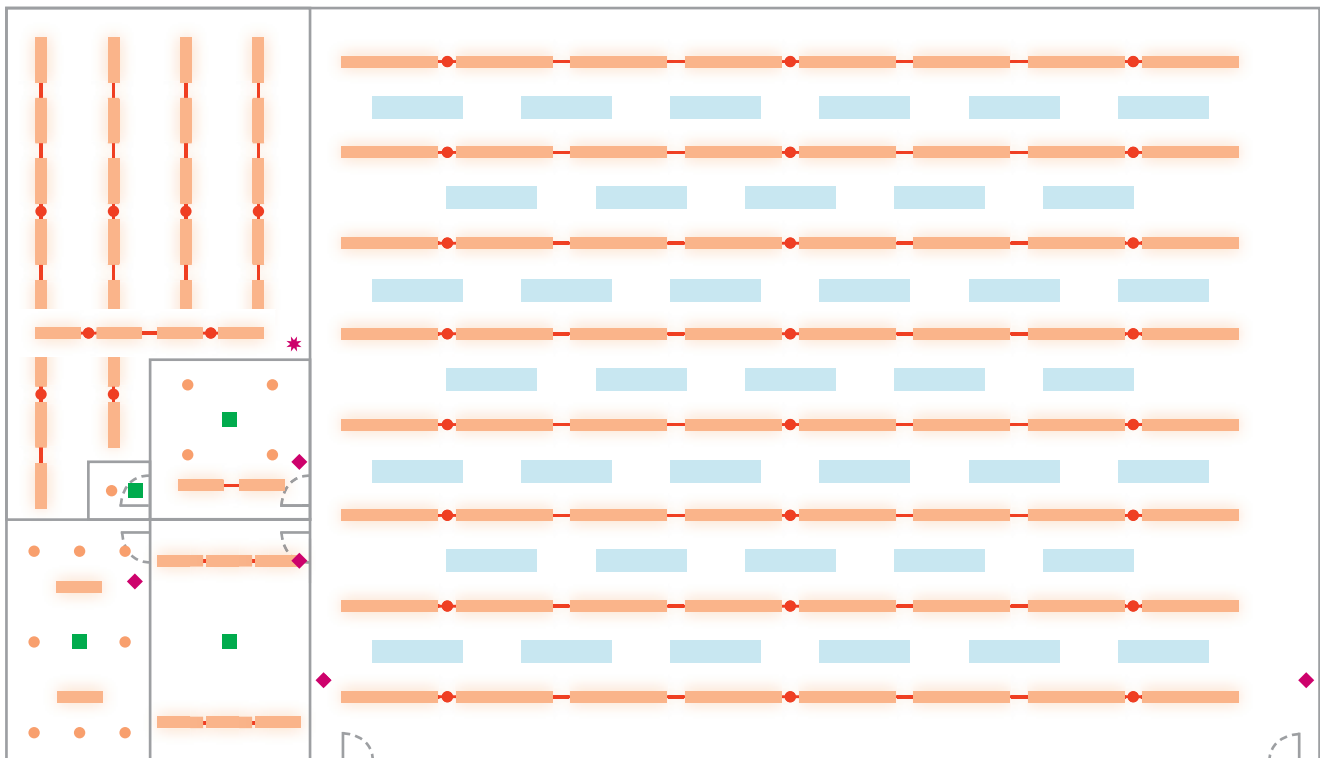
- One system for several rooms – ready for flexible extension
- Light where it is needed
- Maximum energy savings

What helps the employees?

- Simple operation of the lighting
- Flexible light for different work steps

Benefits:

- One central control device for the entire hall
- High flexibility of the lighting system
- Fast commissioning via browser-based graphical user interface ¹⁾
- Operation via standard pushbuttons
- Convenient settings using a Windows®-based PC software (free of charge)
- Daylight-dependent and event-controlled regulation with presence function
- Central lighting control of several rooms possible (up to 128 ¹⁾, 256 ²⁾, 1,024 ³⁾ luminaires)
- Flexibly extendible system thanks to DALI standard



Products:

- DALI PRO 2 IoT or DALI PRO CONT 4-RTC
- DALI SENSOR LS/PD CI G2 (sensor for ceiling integration)
- DALI COUPLER PUSHB G2 (pushbutton coupler)
- DALI COUPLER LS HIGHBAY G2 + HIGH BAY sensor

Explanation:

- Combined light and motion detector
DALI COUPLER LS HIGHBAY G2 + HIGH BAY sensor
- Combined light and motion sensor
DALI SENSOR LS/PD CI G2
- ▭ Luminaire
- ◻ Daylight opening
- ◆ 4-fold pushbutton coupler DALI COUPLER PUSHB G2
- ★ Controller DALI PRO 2 IOT or DALI PRO CONT 4-RTC

¹⁾ DALI PRO 2 IoT

²⁾ DALI PRO CONT-4 RTC

³⁾ Up to 1,024 luminaires interconnected via 8 DALI PRO 2 IoT (release July 2021) or 4 DALI PRO CONT-4 RTC controllers

You want to contact us?
Here you can find our worldwide sales contacts

https://www.osram.com/ds/contact_2.jsp



Need more support? As a registered customer,
you can contact our experts by e-mail

support-ds@osram.com



Not a registered customer?
Please use our contact form

<https://www.osram.com/apps/cbcontact/contacts/add>



OSRAM GmbH

Headquarters Germany:

Marcel-Breuer-Strasse 6
80807 Munich, Germany
Phone +49 89 6213-0
Fax +49 89 6213-2020
www.osram.com

OSRAM